

---

---

*Lane Council of Governments*

*REVISED  
2010-2011 BUDGET*

*March 2011*



## Table of Contents

Executive Director’s Comment and Recommendation.....	1-3
Resolution 2011-1 .....	5
Revenue and Expenditure Charts .....	7-8
Budget Summary .....	9-11
General Fund.....	10
Special Revenue Fund .....	10
Governmental and Proprietary Fund.....	11
Budget by Service Area .....	12-36
Board and Executive Management .....	12
Government Services.....	13
Senior & Disabled Services .....	14-15
Enterprise Funds .....	16
Administrative Services.....	17
Fiduciary Fund.....	18



## Executive Director's Comment and Recommendation

April 2011

Members of the LCOG Budget Committee and Board of Directors:

Attached for your consideration and approval is a proposed Revised Budget for fiscal year 2010-11. This recommended amendment to the budget that was originally adopted by the Board of Directors in June is intended to capture the changes which have occurred during the first eight months of the year. Both the available revenues and necessary expenditures for the LCOG organization are constantly subject to change. This Revised Budget reflects management's best understanding of the agency's needs and capacity for the balance of the fiscal year. Its approval by the Board's adoption of Resolution 2011-1 is recommended.

This proposed Revised Budget would increase the agency's budgetary authorization for fiscal year 2010-11 by \$922,700, or approximately 2.8 percent. If approved, it would place the current year's LCOG fiscal authorization at \$34,294,733. The increase from what was anticipated in the original adopted budget is primarily through increases in revenues from the federal government (up \$541,762) and from the State of Oregon (up \$166,826). These new revenues have allowed the agency to maintain and modestly increase the capacity of both LCOG's Government Services and Senior & Disabled Services Divisions. In addition, it should be noted that "designated reserves" at the end of the prior fiscal year were actually higher than had been anticipated in the original FY 2010-11 Budget (up \$456,402). An offsetting reduction on the revenue side is in the category of "undesignated reserves," which dropped \$350,575 from the original expectation. Otherwise, very modest adjustments are recommended to the current year's budget.

Attention is directed to the Budget Summary on page 8. The Budget Summary portrays the agency's anticipated Requirements, or expenditures, both as line items and by service area. The Materials and Services expenditure category is proposed for an increase, due primarily to contracting in the area of natural resources planning. Under this proposal, staffing or Personal Services would increase slightly from what was anticipated in the budget adopted in June. A proposed increase of \$235,417 (1.5 percent) in this line item can be viewed as a reflection of the constantly changing pattern of employees. At the same time, the proposal calls for an upward adjustment of 11.53 FTE, agency-wide, but primarily within the Senior and Disabled Services Division. We believe that the budgetary allocation of personnel recommended here will allow the satisfactory completion of this year's Work Program tasks.

For the current year, this Revised Budget captures eight months of change in the revenue picture of an agency that is project- and contract-based. LCOG's budget is quite dynamic and, throughout the year, management adjusts staff assignments and work, as contractual relationships end and new ones are established.

Looking more specifically at the agency's service areas, it should be noted that dollar increases are recommended for Government Services, Senior and Disabled Services and Enterprise activity, while allocations for Board and Executive Management and for Administrative Services will decrease slightly.

The Board of Directors & Executive Management section (page 11) provides for the agency's "General Fund" activities and for the management of LCOG-leased real estate. The decreased budget authorization anticipated in this service area is a reflection of a much lower-than-anticipated undesignated reserve amount coming into FY 2010-11. This Revised Budget anticipates a substantial increase in the anticipated General Fund reserve by the end of the fiscal year.

LCOG's Government Services activities (page 12) would enjoy an increased authorization under this proposal. New resources from federal and state grants and from local contracts have been received. However, the HUD Sustainable Communities grant, with which Board members are familiar, has not been included in this Revised Budget. As noted above, most of the proposed expenditure change by the division can be found in the area of Contract Services, with less than one FTE increase in staffing level and an actual net decrease in the Personal Services allocation to the division.

The proposed increase in budget authority for Senior & Disabled Services (pages 13-14) is most welcome. Higher than anticipated federal funding and designated reserves have made possible a maintenance of effort in the face of rapidly growing case load demand. On the expenditure side, increased allocations to Personal Services (\$250,849) and to Designated Reserves (\$314,745) are recommended.

For the agency's Enterprise Funds (page 15), which support LCOG's business finance program, the Minutes Recorder Service program and the management of agency-owned real property, an increase (\$260,137) in budgetary authorization is recommended. Business loan activity is slowing picking up and the vacancy level in the Park Place Building has been reduced. The Minutes Recorder Service is new to LCOG, having been transferred from the City of Eugene, and the costs and revenues associated with the Service are now reflected in this section. Revenue-in-excess-of-requirements associated with the Schaefer's Building and the Springfield Building are routinely transferred to the Board and Executive Management section.

Finally, the Administrative Services section of the Revised Budget (page 16) would feel a reduction of \$20,745 from the original budget (approximately 0.5 percent). Spending restraint in all "indirect-supported" cost centers, and particularly in Materials and Services, have helped contain administrative expenses. Operationally, this budgetary section has experienced very little change during the fiscal year.

Regarding staffing, LCOG continues to commit a substantial portion of its resources (45 percent in this revision) to Personal Services or staff salaries and benefits. The agency remains committed to make every effort to "work smarter" and to apply technology to assist our professionals to provide excellent service. At the same time, the staff of the agency remains our most valuable asset. Without

question, the people who work for LCOG deserve credit for the successes that have been realized. Management remains committed to attracting and retaining the best possible people, and that will require wise investment of resources. In this recommended Revised Budget, the authorized staff level would increase by 11.53 FTE positions to a new total for the fiscal year of 191.65 FTE. By service area, very small changes are proposed, except for Senior and Disabled Services whose staff authorization for the year would increase by 9.8 FTE positions (8.4 percent) under this proposal.

The Lane Council of Governments continues to be a valuable resource for its members and a contributor to continued improvements in the efficiency of public service. In times that are challenging for our member governments, the regional community and our nation, LCOG's commitment to efficient operation and high-value service is stronger than ever; and the agency remains in a healthy financial condition. Our members and stakeholders have good reason to be proud of the work of this organization.

Review and consideration of this Revised Budget for fiscal year 2010-11 is encouraged. Its adoption is recommended.

Respectfully submitted,

A handwritten signature in cursive script that reads "George Kloeppe".

George Kloeppe  
Executive Director



**LANE COUNCIL OF GOVERNMENTS  
REVISED 2010-2011 BUDGET**

**RESOLUTION 2011-1**

**Revising the FY 2010-2011 Budget**

**WHEREAS**, the Lane Council of Governments, hereinafter called LCOG, adopted a fiscal year 2010-2011 Budget on June 24, 2010 by Resolution 2010-3, and

**WHEREAS**, the LCOG Executive Director has determined that certain revisions to that Budget will be necessary in order to effectively address the obligations of the Work Program, and

**WHEREAS**, it has also been determined that certain changes in revenues and expenses can be expected to accrue to LCOG in fiscal year 2010-2011,

**NOW, THEREFORE, BE IT RESOLVED:**

1. That the LCOG Board of Directors hereby adopts the attached Revised Budget for fiscal year 2010-2011, and
2. That the following amounts are hereby appropriated for the purposes specified for the fiscal year beginning July 1, 2010:

Personal Services	\$15,573,823
Materials and Services	9,261,792
Services by Other Organizations	2,422,240
Capital Outlay	159,776
Reserves--Undesignated	224,115
Reserves--Designated	5,434,914
Debt Service	<u>1,218,173</u>
 Total Appropriation	 \$34,294,733

PASSED AND APPROVED THIS 28th DAY OF APRIL, 2011, BY THE BOARD OF DIRECTORS OF THE LANE COUNCIL OF GOVERNMENTS.

**ATTEST:**

---

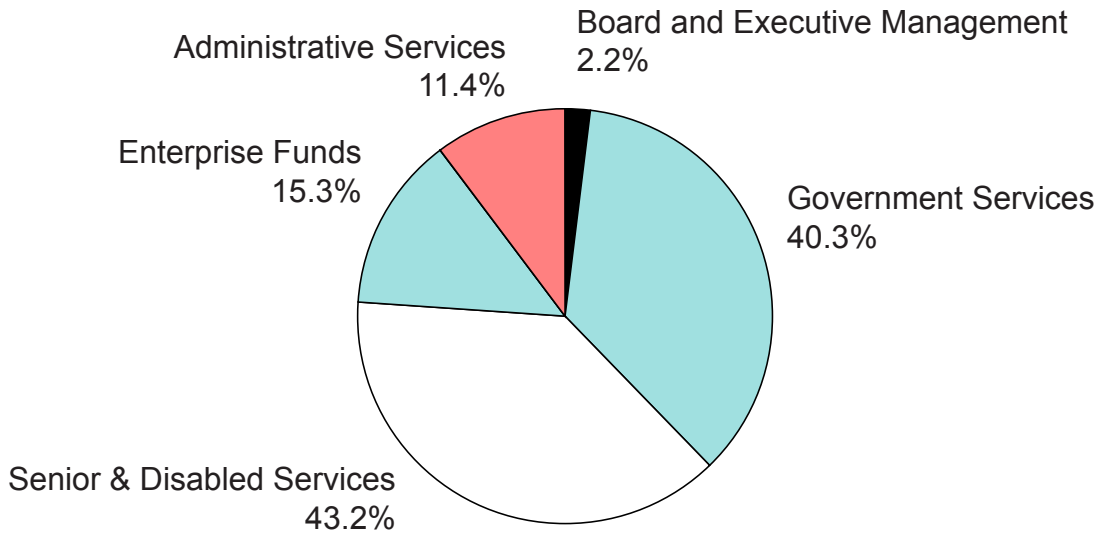
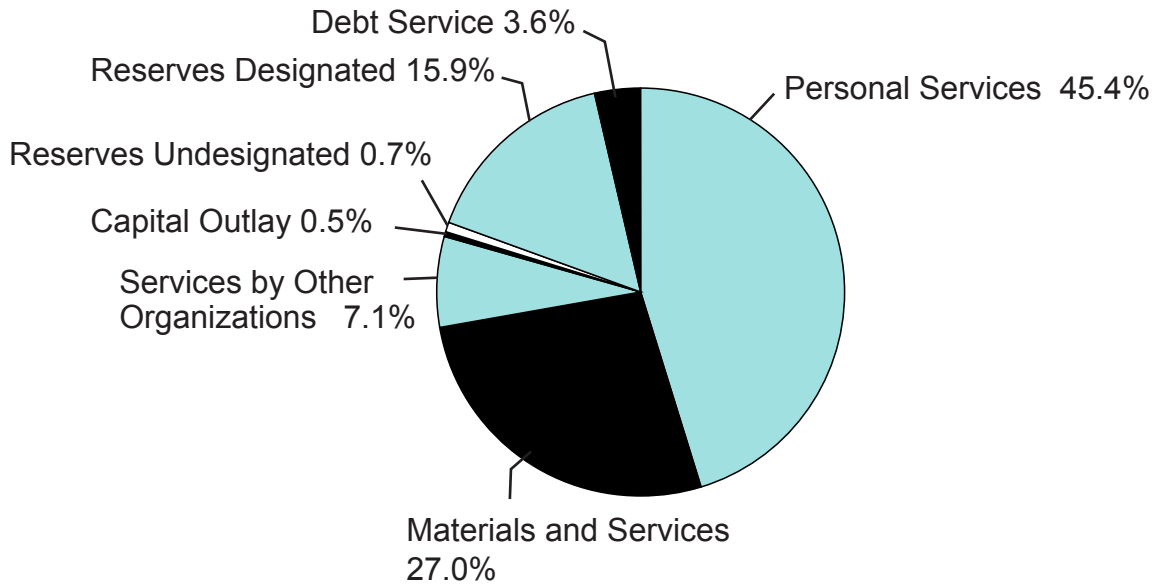
George Kloeppe  
Executive Director  
Lane Council of Governments

---

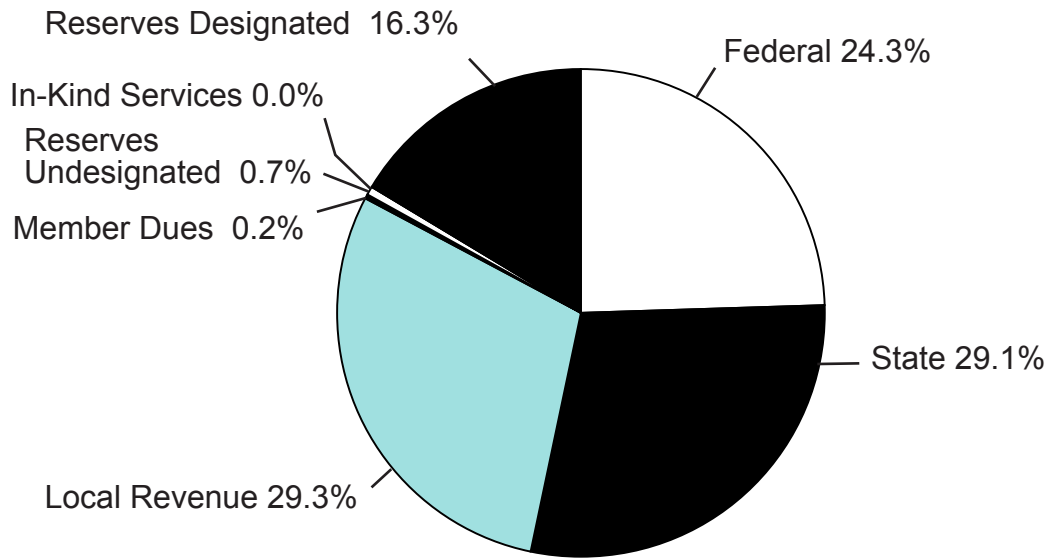
Chris Pryor, Chair  
Lane Council of Governments  
Board of Directors



**Lane Council of Governments  
2010-2011 Budget**



**Lane Council of Governments  
2010-2011 Budget**



**Lane Council of Governments  
2010-2011 Budget**

**BUDGET SUMMARY**

	<b>ADOPTED 2010-11</b>	<b>REVISED 2010-11</b>	<b>DIFFERENCE</b>
<b><u>TOTAL RESOURCES</u></b>	33,372,033	34,294,733	922,700
FEDERAL	7,805,141	8,346,903	541,762
STATE	9,823,949	9,990,775	166,826
LOCAL REVENUE	9,957,922	10,060,786	102,864
IN-KIND SERVICES	68,258	73,679	5,421
MEMBER DUES	232,209	232,209	0
RESERVES-UNDESIGNATED	357,606	7,031	-350,575
RESERVES-DESIGNATED	5,126,948	5,583,350	456,402
<b><u>TOTAL REQUIREMENTS</u></b>	33,372,033	34,294,733	922,700
<b>BY EXPENSE TYPE</b>			
PERSONAL SERVICES	15,338,406	15,573,823	235,417
MATERIALS & SERVICES	8,794,547	9,261,792	467,245
SERVICES BY OTHER ORGANIZATIONS	2,420,288	2,422,240	1,952
CAPITAL OUTLAY	51,668	159,776	108,108
RESERVES-UNDESIGNATED	580,899	224,115	-356,784
RESERVES-DESIGNATED	5,020,576	5,434,814	414,238
DEBT SERVICE	1,165,649	1,218,173	52,524
<b>BY SERVICE</b>			
BOARD AND EXECUTIVE MGMT	1,079,466	752,199	-327,267
GOVERNMENT SERVICES	13,295,386	13,808,684	513,298
SENIOR & DISABLED SVCS	14,313,098	14,806,114	493,016
ENTERPRISE FUNDS	4,990,904	5,251,042	260,138
ADMINISTRATIVE SERVICES	3,929,586	3,908,841	-20,745

**Lane Council of Governments  
2010-2011 Budget**

**BY FUND TYPE**

	<b>ADOPTED 2010-11</b>	<b>REVISED 2010-11</b>	<b>DIFFERENCE</b>
<b><u>GENERAL FUND</u></b>			
<b><u>RESOURCES</u></b>	1,079,466	752,199	-327,267
STATE	0	0	0
LOCAL REVENUE	285,894	311,702	25,808
MEMBER DUES	232,209	232,209	0
RESERVES-UNDESIGNATED	357,606	7,031	-350,575
TRANSFERS	203,757	201,257	-2,500
<b><u>REQUIREMENTS</u></b>	1,079,466	752,199	-327,267
PERSONAL SERVICES	64,769	35,688	-29,081
INDIRECT CHARGES	51,020	87,532	36,512
MATERIALS & SERVICES	14,500	14,500	0
CAPITAL OUTLAY	20,000	23,100	3,100
RESERVES-UNDESIGNATED	580,899	224,115	-356,784
DEBT SERVICE	248,214	248,214	0
TRANSFERS	100,064	119,050	18,986
<b><u>SPECIAL REVENUE FUND</u></b>			
<b><u>RESOURCES</u></b>	27,605,484	28,611,798	1,006,314
FEDERAL	7,805,141	8,246,904	441,763
STATE	9,823,949	9,990,775	166,826
LOCAL REVENUE	7,030,743	7,123,336	92,593
IN-KIND SERVICES	68,258	73,679	5,421
RESERVES-UNDESIGNATED	0	0	0
RESERVES-DESIGNATED	2,845,709	3,145,331	299,622
TRANSFERS	31,684	31,773	89
<b><u>REQUIREMENTS</u></b>	27,605,484	28,611,798	1,006,314
PERSONAL SERVICES	12,835,095	13,042,489	207,394
INDIRECT CHARGES	3,726,303	3,650,323	-75,980
MATERIALS & SERVICES	6,217,963	6,698,567	480,604
SERVICES BY OTHER ORGANIZATIONS	2,020,288	1,922,241	-98,047
CAPITAL OUTLAY	31,668	125,208	93,540
RESERVES-UNDESIGNATED	0	0	0
RESERVES-DESIGNATED	2,761,857	3,140,124	378,267
TRANSFERS	12,310	32,846	20,536

**Lane Council of Governments  
2010-2011 Budget**

**BY FUND TYPE**

	<b>ADOPTED 2010-11</b>	<b>REVISED 2010-11</b>	<b>DIFFERENCE</b>
<b><u>GOVERNMENTAL AND PROPRIETARY FUND</u></b>			
<b><u>RESOURCES</u></b>	4,990,905	5,251,042	260,137
FEDERAL	0	99,999	99,999
STATE	0	0	0
LOCAL REVENUE	2,641,285	2,625,747	-15,538
RESERVES-DESIGNATED	2,281,240	2,438,019	156,779
TRANSFERS	68,380	87,277	18,897
<b><u>REQUIREMENTS</u></b>	4,990,905	5,251,042	260,137
PERSONAL SERVICES	272,996	306,600	33,604
INDIRECT CHARGES	152,257	170,986	18,729
MATERIALS & SERVICES	798,050	828,930	30,880
SERVICES BY OTHER ORG.	400,000	499,999	99,999
CAPITAL OUTLAY	0	11,468	11,468
RESERVES-DESIGNATED	2,258,720	2,294,690	35,970
DEBT SERVICE	917,435	969,959	52,524
TRANSFERS	191,447	168,410	-23,037

**Lane Council of Governments  
2010-2011 Budget**

**BY SERVICE**

<b>I. BOARD OF DIRECTORS AND EXECUTIVE MANAGEMENT</b>	<b>ADOPTED 2010-11</b>	<b>REVISED 2010-11</b>	<b>DIFFERENCE</b>
<b><u>RESOURCES</u></b>	1,079,466	752,199	-327,267
FEDERAL	0		0
STATE	0		0
LOCAL REVENUE	285,894	311,702	25,808
MEMBER DUES	232,209	232,209	0
RESERVES-UNDESIGNATED	357,606	7,031	-350,575
RESERVES-DESIGNATED	0		0
TRANSFERS	203,757	201,257	-2,500
 <b><u>REQUIREMENTS</u></b>	 1,079,466	 752,199	 -327,267
	<b>RANGE</b>	<b>FTE</b>	
		<b>FTE</b>	
PERSONAL SERVICES	0.38	64,769	0.20
EXECUTIVE DIRECTOR	0.38	64,769	0.20
INDIRECT CHARGES		51,020	87,532
MATERIALS & SERVICES		14,500	14,500
BOARD TRAVEL		5,000	5,000
CONTRACT SERVICES		0	0
LEAVE EXPENSE		0	0
LOAN COSTS		0	0
MEETING SUPPORT		3,500	3,500
MISCELLANEOUS		0	0
TRAVEL		6,000	6,000
CAPITAL OUTLAY		20,000	23,100
CAPITAL EXPENSE		20,000	23,100
RESERVES-UNDESIGNATED		580,899	224,115
RESERVES-DESIGNATED		0	0
DEBT SERVICE		248,214	248,214
DEBT PRINCIPAL		70,735	70,735
DEBT INTEREST		177,479	177,479
TRANSFERS		100,064	119,050
GOVERNMENT SERVICES		31,684	31,773
SENIOR AND DISABLED SERVICE		0	0
ENTERPRISE FUNDS		68,380	87,277

**Lane Council of Governments  
2010-2011 Budget**

**BY SERVICE**

		<b>ADOPTED 2010-11</b>		<b>REVISED 2010-11</b>	<b>DIFFERENCE</b>	
<b>II. GOVERNMENT SERVICES</b>						
<b>RESOURCES</b>		13,295,386		13,808,684	513,298	
FEDERAL		5,118,521		5,351,056	232,535	
STATE		116,000		306,359	190,359	
LOCAL REVENUE		5,779,656		5,930,624	150,968	
IN-KIND SERVICES		0		0	0	
RESERVES-DESIGNATED		2,246,525		2,185,872	-60,653	
TRANSFERS		34,684		34,773	89	
<b>REQUIREMENTS</b>		13,295,386		13,808,684	513,298	
	<b>RANGE</b>	<b>FTE</b>		<b>FTE</b>		
PERSONAL SERVICES		37.94		38.81		
		3,762,228		3,721,773	-40,455	
DIRECTOR--PS	37	0.75	110,434	0.88	133,695	23,261
PROGRAM MANAGER	31	4.94	617,251	6.48	790,553	173,302
PRINCIPAL	28	5.14	584,746	5.40	608,811	24,065
SENIOR/MANAGER	25	8.70	951,681	6.04	596,075	-355,606
ASSOCIATE	21	5.46	494,856	5.62	525,222	30,366
ASSISTANT	17	6.95	508,018	6.36	465,560	-42,458
PROGRAM ANALYST	14	3.80	308,786	3.80	308,900	114
ADMINISTRATIVE ASST	8	0.50	47,109	0.50	47,109	0
OTHER		1.70	139,347	3.73	245,848	106,501
INDIRECT CHARGES			1,776,928		1,643,491	-133,437
MATERIALS & SERVICES			4,257,979		4,798,646	540,667
ADVERTISING			3,939		1,770	-2,169
COMPUTER SUPPLIES			50,500		44,845	-5,655
CONFERENCE EXPENSE			31,000		49,818	18,818
CONTRACT SERVICES			4,035,210		4,531,578	496,368
LEGAL			9,000		9,000	0
MEMBERSHIPS			850		600	-250
MISCELLANEOUS			20,742		30,054	9,312
POSTAGE			1,349		704	-645
PRODUCTION			6,714		9,578	2,864
RENT			9,560		9,560	0
RIS USE			10,321		10,321	0
SOFTWARE SUPPORT			16,200		15,092	-1,108
TAPE SALES EXPENSE			200		200	0
TELEPHONE			3,150		3,150	0
TRAVEL			59,244		72,335	13,091
VIDEO EQUIPMENT			0		10,041	10,041
SERVICES BY OTHER ORGANIZATIONS			1,244,213		1,253,004	8,791
TELEPHONE OPERATIONS			1,244,213		1,253,004	8,791
CAPITAL OUTLAY			16,668		70,341	53,673
RESERVES-DESIGNATED			2,237,370		2,300,892	63,522
TRANSFERS			0		20,537	20,537
GENERAL FUND			0		20,537	20,537

**Lane Council of Governments  
2010-2011 Budget**

<b>III. SENIOR &amp; DISABLED SERVICES</b>			<b>ADOPTED 2010-11</b>			<b>REVISED 2010-11</b>	<b>DIFFERENCE</b>
<b>RESOURCES</b>			14,313,098			14,806,115	493,017
FEDERAL			2,686,620			2,895,848	209,228
STATE			9,707,949			9,684,416	-23,533
LOCAL REVENUE			1,251,087			1,192,713	-58,374
IN-KIND SERVICES			68,258			73,679	5,421
RESERVES-DESIGNATED			599,184			959,459	360,275
TRANSFERS			0			0	0
<b>REQUIREMENTS</b>			14,283,074			14,806,115	523,041
	<b>RANGE</b>	<b>FTE</b>		<b>FTE</b>			
PERSONAL SERVICES		118.04	9,072,867	127.92	9,323,716	250,849	
DIRECTOR-S&DS	37	1.00	119,508	1.00	123,252	3,744	
PROGRAM MANAGER	31	1.00	116,400	1.00	116,400	0	
MANAGER	25	1.00	96,840	1.00	96,840	0	
PROGRAM SUPERVISOR	22	11.00	1,002,468	10.00	877,932	-124,536	
SDS SPECIALIST	20	0.00	0	0.91	44,870	44,870	
PREADMISSION SCREENER	18	2.00	161,964	2.00	161,964	0	
CASEMANAGER	13-16	47.95	3,384,323	53.49	3,686,347	302,024	
HUMAN SERVICES SPECIALIST	8-10	34.01	2,258,617	39.25	2,411,435	152,818	
ADMINISTRATIVE ASST III	5-6	14.05	784,636	13.50	779,022	-5,614	
SENIOR MEALS SITE COORD	.15	5.16	235,532	4.91	226,692	-8,840	
KITCHEN ASSISTANT		0.87	24,097	0.86	22,575	-1,522	
OTHER			888,482		776,387	-112,095	
INDIRECT CHARGES			1,949,375			2,006,832	57,457
MATERIALS & SERVICES			1,929,960			1,899,921	-30,039
BUILDING AND GROUNDS			11,500			11,500	0
COMPUTER SUPPLIES			65,848			65,848	0
CONFERENCE EXPENSE			0			0	0
CONTRACT SERVICES			141,643			53,144	-88,499
EQUIPMENT MAINTENANCE			8,000			8,000	0
FROZEN MEALS			121,828			142,598	20,770
FUNDRAISING EXPENSE			47,427			47,427	0
FURNITURE			60,000			60,000	0
INSURANCE			1,000			1,000	0
LEGAL			40,000			25,000	-15,000
MEALS			819,874			817,721	-2,153
MEMBERSHIPS			31,500			31,500	0
MISCELLANEOUS			27,219			36,691	9,472
NUTRITION ADMINISTRATION			2,400			2,400	0
NUTRITION SUPPLIES			61,318			61,142	-176

**Lane Council of Governments  
2010-2011 Budget**

**BY SERVICE**

	<b>ADOPTED 2010-11</b>	<b>REVISED 2010-11</b>	<b>DIFFERENCE</b>
<b>III. SENIOR &amp; DISABLED SERVICES (continued)</b>			
MATERIALS & SERVICES (continued)			
OCCUPANCY COSTS/PARK	30,024	32,904	2,880
OFFICE SUPPLIES	14,963	14,963	0
POSTAGE	26,000	27,443	1,443
PRODUCTION	26,500	26,500	0
PROFESSIONAL TRAINING	17,000	17,000	0
RENT	31,128	31,128	0
RENT-OTHER	98,133	99,333	1,200
RIS-NETWORK	2,361	2,361	0
SPACE COSTS	6,000	6,000	0
TELEPHONE	15,700	15,300	-400
TRAINING	2,100	2,100	0
TRAVEL	193,955	191,549	-2,406
TRAVEL-VOLUNTEER	16,063	18,869	2,806
UNEMPLOYMENT	25,000	35,000	10,000
UTILITIES	8,500	8,500	0
VEHICLE MAINTENANCE	7,000	7,000	0
SERVICES BY OTHER ORGANIZATIONS	776,075	669,237	-106,838
SENIOR SERVICES	707,817	595,558	-112,259
COMMUNITY SERVICE	68,258	73,679	5,421
CAPITAL OUTLAY	15,000	51,867	36,867
RESERVES-DESIGNATED	524,487	839,232	314,745
TRANSFERS	15,310	15,310	0
LCOG BOARD	12,310	12,310	0
PLANNING SERVICES	3,000	3,000	0

**Lane Council of Governments  
2010-2011 Budget**

**BY SERVICE**

<b>IV. ENTERPRISE FUNDS</b>			<b>ADOPTED 2010-11</b>			<b>REVISED 2010-11</b>			<b>DIFFERENCE</b>	
<b><u>RESOURCES</u></b>			4,990,905			5,251,042			260,137	
FEDERAL			0			99,999			99,999	
STATE			0			0			0	
LOCAL REVENUE			2,641,285			2,625,747			-15,538	
RESERVES-DESIGNATED			2,281,240			2,438,019			156,779	
TRANSFERS			68,380			87,277			18,897	
 <b><u>REQUIREMENTS</u></b>			4,990,905			5,251,042	0			260,137
	<b>RANGE</b>	<b>FTE</b>		<b>FTE</b>						
PERSONAL SERVICES		2.17	272,996	3.09	306,600				33,604	
ASSOCIATE DIRECTOR	39	0.30	46,530	0.25	40,061				-6,469	
PROGRAM MANAGER	31	0.77	93,061	0.77	93,061				0	
PRINCIPAL	28	1.00	123,890	1.00	123,890				0	
ASSOCIATE	21	0.10	9,515	0.10	9,515				0	
OTHER				0.97	40,073				40,073	
INDIRECT CHARGES			152,256			170,986			18,730	
MATERIALS & SERVICES			798,051			828,930			30,879	
BUILDING & GROUNDS			2,400			2,400			0	
BUILDING MAINTENANCE			101,900			101,900			0	
CONTRACT SERVICES			162,428			146,744			-15,684	
INSURANCE			25,223			23,584			-1,639	
JANITORIAL			102,500			110,500			8,000	
LEASE FEES			0			39,807			39,807	
LEGAL			5,000			5,000			0	
MEMBERSHIPS			3,000			3,000			0	
MISCELLANEOUS			10,450			10,550			100	
PROPERTY MANAGEMENT			58,418			58,418			0	
PROPERTY TAXES			62,500			55,195			-7,305	
REPAIRS			18,100			25,600			7,500	
TENANT PARKING			31,200			31,200			0	
TRAVEL			10,778			10,878			100	
UTILITIES			204,154			204,154			0	
SERVICES BY OTHER ORGANIZATIONS			400,000			499,999			99,999	
CAPITAL OUTLAY			0			11,468			11,468	
RESERVES-DESIGNATED			2,258,720			2,294,690			35,970	
DEBT SERVICE			917,435			969,959			52,524	
DEBT PRINCIPAL			356,819			395,396			38,577	
DEBT INTEREST			560,616			574,563			13,947	
TRANSFERS			191,447			168,410			-23,037	
LCOG BOARD			191,447			168,410			-23,037	

**Lane Council of Governments  
2010-2011 Budget**

**BY SERVICE**

		<b>ADOPTED 2010-11</b>	<b>REVISED 2010-11</b>	<b>DIFFERENCE</b>
<b>V. <u>ADMINISTRATIVE SERVICES</u></b>				
<b><u>RESOURCES</u></b>		3,929,586	3,908,841	-20,745
INDIRECT CHARGES		3,929,586	3,908,841	-20,745
<b><u>REQUIREMENTS</u></b>		3,929,586	3,908,841	-20,745
	<b>RANGE</b>	<b>FTE</b>	<b>FTE</b>	
PERSONAL SERVICES		21.59	21.63	
EXECUTIVE DIRECTOR		0.62	0.80	23,501
ASSOCIATE DIRECTOR	39	0.70	0.75	35,925
DIRECTOR-PS/TS	37	0.25	0.12	12,743
PROGRAM MANAGER	31	1.89	1.55	-18,848
SENIOR MANAGER	28	3.81	4.20	-43,260
MANAGER	25	4.38	4.32	45,698
ASSOCIATE	21	7.94	7.89	-7,289
ASSISTANT	17	0	0	-1,468
ADMINISTRATIVE ASST	8	2.00	2.00	0
MATERIALS & SERVICES		1,764,041	1,719,795	-44,246
ADVERTISING		1,000	1,000	0
AUDIT		50,000	54,000	4,000
BANK FEES		6,000	6,000	0
BUILDING & GROUNDS		4,000	4,000	0
COMPUTER SUPPLIES		155,000	95,000	-60,000
CONTRACT SERVICES		30,000	30,000	0
COPYING		25,000	25,000	0
DEPRECIATION-LAN		7,496	9,805	2,309
EQUIPMENT MAINTENANCE		1,000	225	-775
FURNITURE		3,000	3,000	0
GIS CPA		71,906	71,906	0
GIS MAINTENANCE		19,500	19,500	0
INDIRECT CARRYFORWARD		250,498	250,498	0
INSURANCE		35,000	29,335	-5,665
LEGAL		5,000	3,000	-2,000
MEMBERSHIPS		24,000	24,000	0
MISCELLANEOUS		2,000	2,000	0
OCCUPANCY COSTS/PARK PLACE		455,715	474,600	18,885
OCCUPANCY COSTS/SCHAEFERS		188,247	188,247	0
OFFICE SUPPLIES		35,000	35,000	0
PAPER		12,000	12,000	0
PLOTTER SUPPLIES		3,000	2,000	-1,000
POSTAGE		50,000	50,000	0
PRINTING		8,000	8,000	0
PROFESSIONAL TRAINING		10,000	10,000	0
REGIONAL TECH SERVICES		10,030	10,030	0
RIS USE		196,649	196,649	0
TELEPHONE		95,000	95,000	0
TRAVEL		10,000	10,000	0
UNEMPLOYMENT		0	0	0

**Lane Council of Governments  
2010-2011 Budget**

	<b>ADOPTED 2010-11</b>	<b>REVISED 2010-11</b>	<b>DIFFERENCE</b>
<b><u>FIDUCIARY FUNDS</u></b>			
<b><u>RESOURCES</u></b>	2,449,000	3,149,914	700,914
BEGINNING FUND BALANCE	811,000	811,000	0
INTEREST	0	0	0
STATE	0	0	0
LOCAL JURISDICTIONS	1,638,000	2,338,914	700,914
<b><u>REQUIREMENTS</u></b>	2,449,000	3,149,914	700,914
FIBER SOUTH EXPENSE	0	0	0
PSAP EXPENSE	1,850,000	1,850,000	0
UNAPPROPRIATED FUND BALANCE	599,000	599,000	0
CASCADES WEST FINANCIAL SERVICES	0	700,914	700,914