



MEMORANDUM

Date: August 3, 2011

To: Metropolitan Policy Committee

From: Theresa Brand, Point2point Solutions Program Manager

Re: Item 5.d: Follow-up Program Data as Requested at the July 2011 MPC Meeting

BACKGROUND:

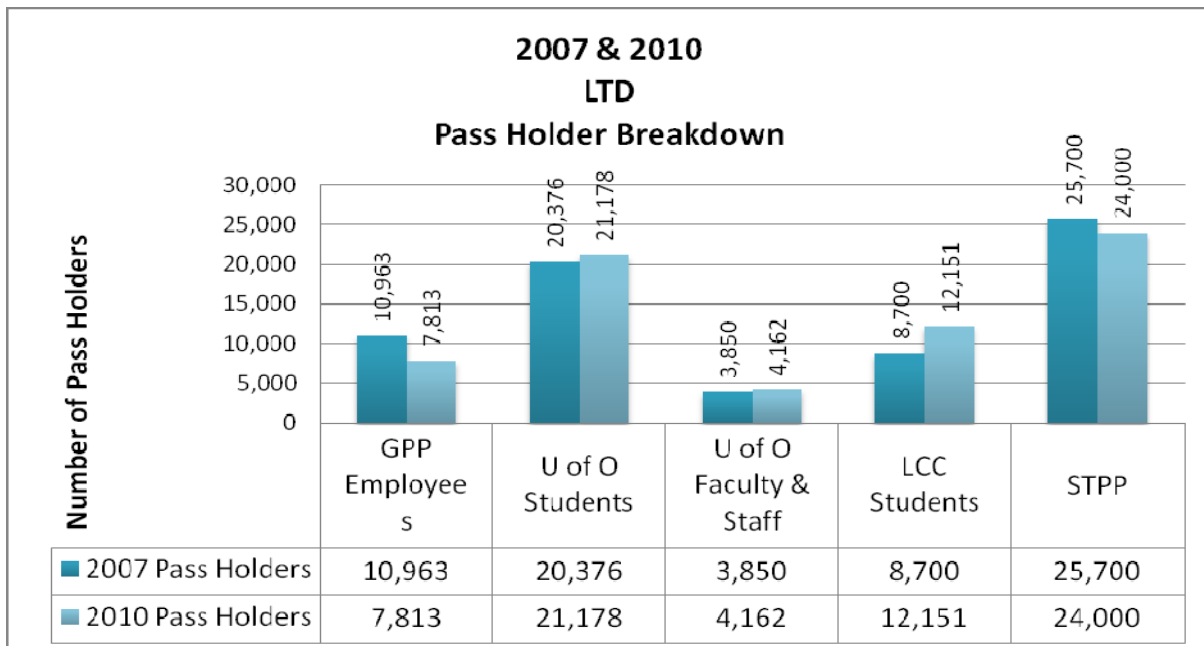
At the July 2011 MPC Meeting, the MPC requested additional data on a number of the point2point programs, specifically requesting more information about the following:

- Group Pass Program participation breakdown
- The LTD ridership numbers related to the all pass participants,
- The Vanpool Program comparison from the onset,
- The Park & Ride Lot participation numbers,
- The # of U of O, LCC students vs. Faculty ridership
- The income qualifications for the free and reduced student lunch program

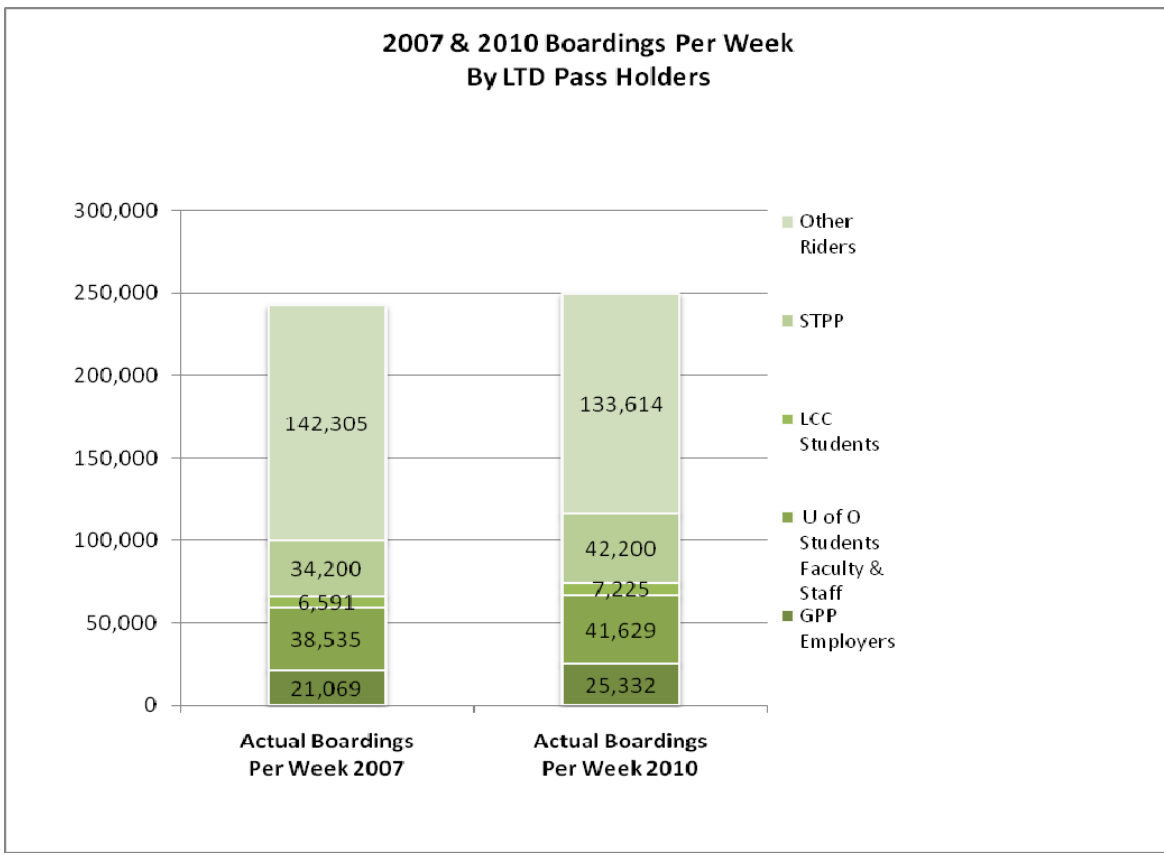
INFORMATION/DATA:

Group Pass Program – 2007 & 2010 Comparison

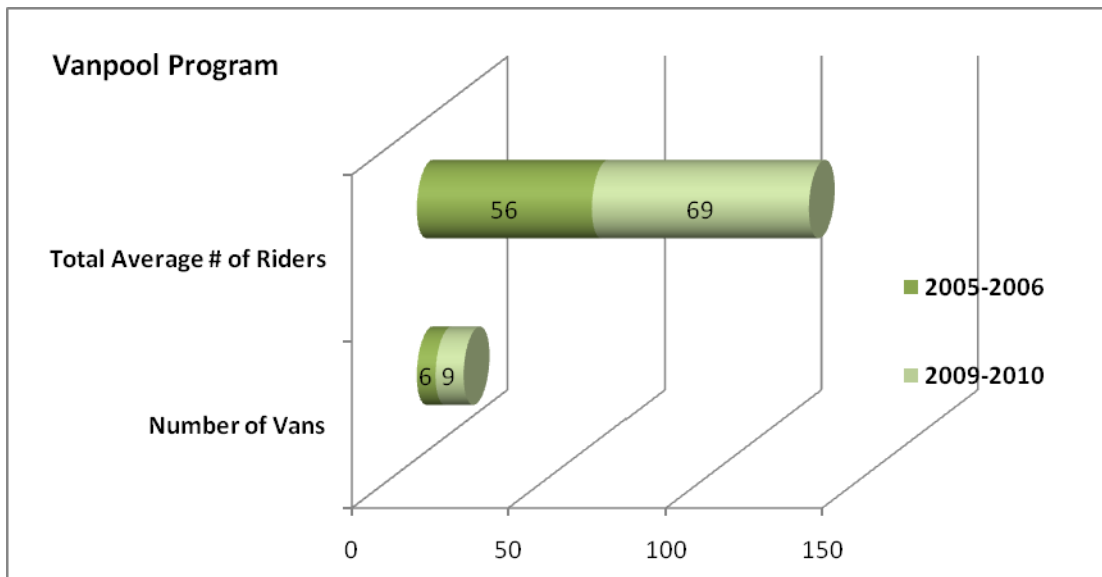
The Group Pass Program details the contracted of participants which include the Business Group Pass Employers, the University of Oregon Students and Faculty along with Lane Community College Students.



LTD Ridership and % of Pass Holder Boarding's

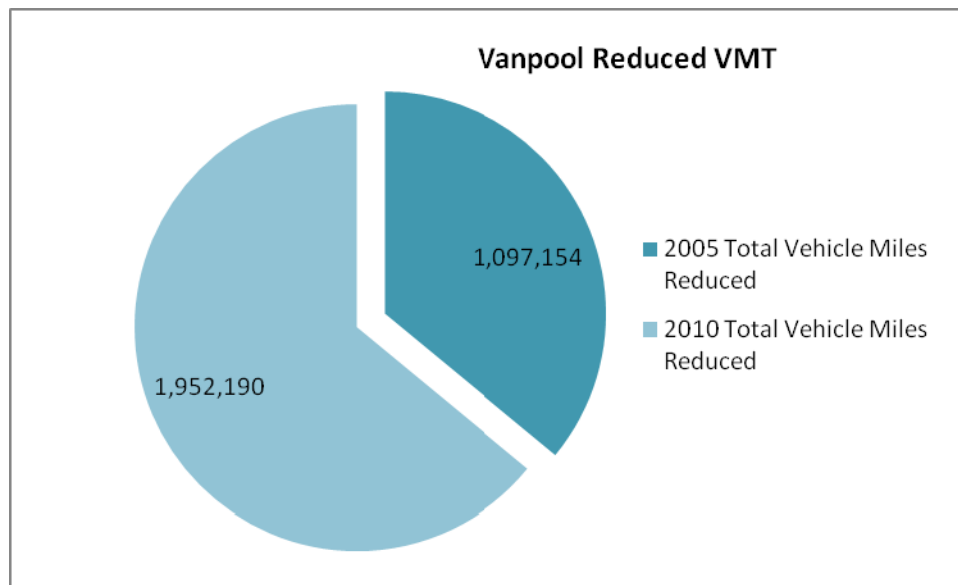


VanPool Program Comparison 2005 – 2010



The Vanpool Program was developed in 2002 through a partnership with Cascade West Rideshare, Mid-Valley Rideshare and Commuter Solutions (Point2point Solutions original name) in 2002.

The initial program kicked off with 5 vans. Limited statistics are available prior to 2005 when more comprehensive statistical record keeping was initiated. The attached charts outline some key statistics for 2005 and 2010.



Park & Ride Lot Usage Statistics

The point2point Solutions Division at LTD manages the regions Park & Ride lots. Currently there are 25 dedicated and shared use lots in the region. The dedicated lots are owned and operated by LTD and the shared use lots are under lease agreements with outside private or public landowners.

<u>Year</u>	<u># of Lots</u>	<u># of Spaces</u>
1994	20	584
2011	25	829

In 2010, two separate Park & Ride utilization studies were conducted at the Springfield Station, near Gateway Mall shelter, the Amazon Station, Willamette Christian Center, Eugene Faith Center and Seneca Station. The data reflects findings that include the following:

- The Springfield Station fills up by 7:45 am most weekday mornings
- There is a corresponding heavy use of the Booth Kelly lot during the week.
- Gateway Mall does not have an official Park & Ride lot even though a small number of users as of 2010 use that lot to board the EmX bus. Please note the survey was taken prior to the official grand opening of the new Gateway EmX and that the numbers may have changed since the last survey period.
- The Amazon Station lot gets filled to capacity while at the same time it sees a number of multiple turnovers in usage due to the multi use nature of its location.

- Willamette Christian and Eugene Faith Center lots are typically filled up to 75% capacity during the week.
- The Seneca Station lot typically has about 25% usage during the week.

U of O and LCC Students vs. Faculty Ridership Counts

Currently, there is no way to determine the individual breakdown of students vs. faculty at the colleges as this would require that all busses be outfitted with an electronic card reader which is not currently in use.

Income Qualifications for Free & Reduced Lunch Program

The federal guidelines for the National School [Lunch](#) Program are updated on the [USDA's Food and Nutrition Service website](#) each year. The income is calculated by household size in comparison with the Federal Poverty Guidelines. To qualify for free meals, a family's income must fall at or below 130% of the federal poverty level. If the family's income is between 130 and 185% of the poverty level, the school age children will be eligible for reduced price lunches, which will cost about .40 cents. Families who earn over 185% of the poverty level will be required to pay full price, though the rules may vary among local school districts.

The Federal Guidelines for qualification for the **Free Lunch Program** are as follows:

<u>Household Size</u>	<u>Annual</u>	<u>Monthly</u>
1	\$20,147	\$1,679
2	\$27,214	\$2,268
4	\$41,348	\$3,446

The Federal Guidelines for qualification for the **Reduced Lunch Program** are as follows:

<u>Household Size</u>	<u>Annual</u>	<u>Monthly</u>
1	\$14,157	\$1,180
2	\$19,123	\$1,594
4	\$29,055	\$2,422

Action/Request: No action – information only.