

# Point2point Update

Promoting Options To Build  
a Balanced & Efficient  
Transportation System

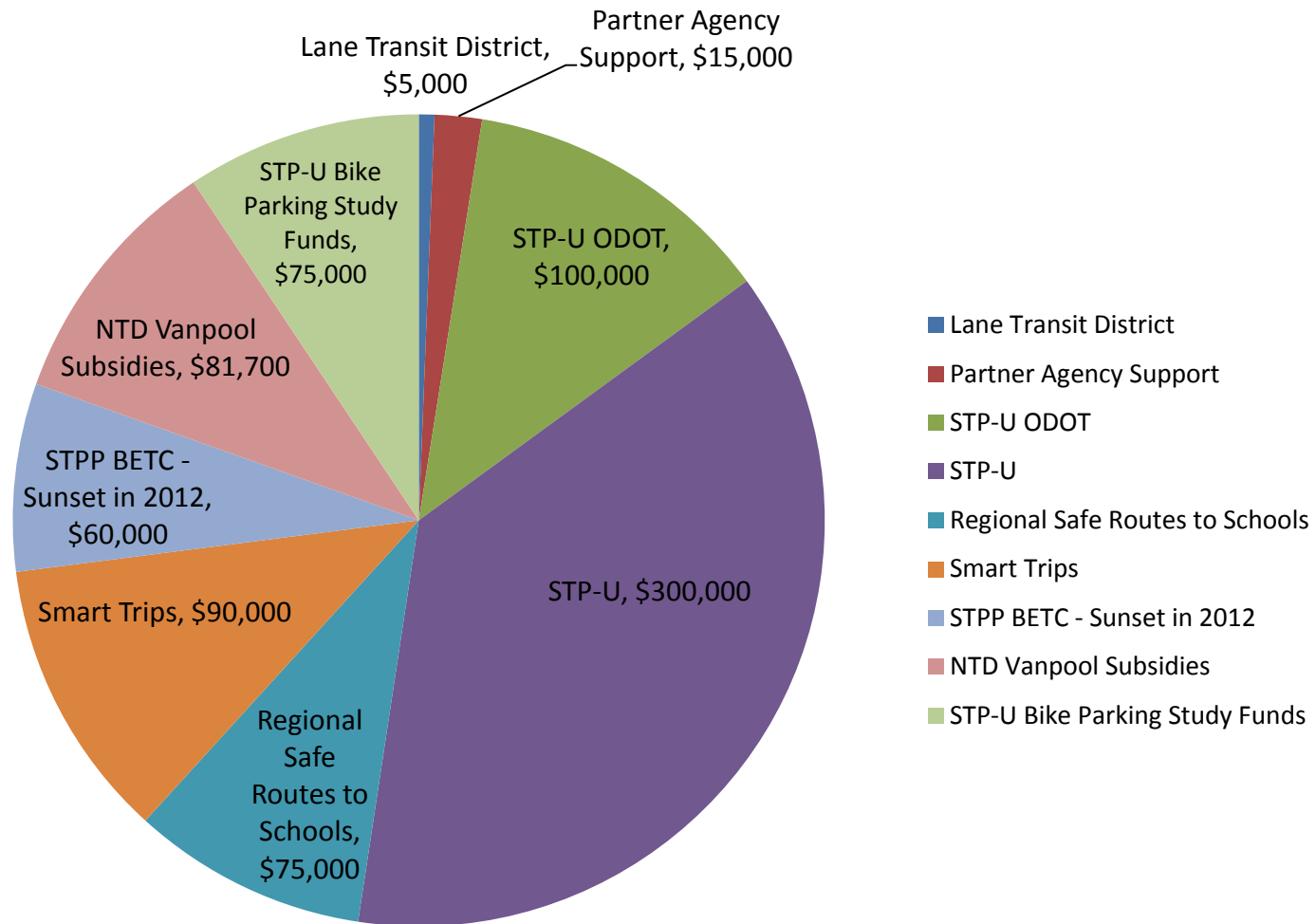
Citizens Advisory  
Committee  
Meeting

January 19, 2012



Fiscal Year 2011 - 2012

# Point2point Solutions Funding Sources



# Point2point Solutions Programs and Services Serving the Region's:

Traveling Public

Public Agencies

Employers

K-12 & Higher Education Institutions



# Programs For The Traveling Public



## Ridesharing

DriveLess Connect Ridematching (carpool, vanpool, and bike buddies)

Park & Rides

## Education & Outreach

General Outreach

Congestion Mitigation Program

## Carsharing

## SmartTrips



# Valley Van Pool

## 2011 Vanpool Statistics

- ❑ 8 Passenger Vans
- ❑ 91 Passengers
- ❑ Vehicle Miles Reduced =  
1,148,487
- ❑ 918,790 lbs of CO2 Reduced



# Carsharing



## Definition:

### **Short-term car rental arrangement:**


An urban car rental service whereby customers sign up as members and pay an hourly fee to reserve a rental car for periods of time as short as one hour, pick up the car at a designated place (near transit, neighborhood, employment hubs) and return the car there.



# Smart Trips



is a proven method of using **tools** and **services** to encourage people to try new ways of making trips.



# Smart Trips

## Quick Facts: Gateway SmartTrips Program

**Target area:** 650 businesses and 5,000 households within a quarter mile of the Gateway EmX Corridor

**Funding Source:** 2011 ODOT Flex Fund Grant

**Launch Date:** The business program will launch in January of 2012 and the residential program will follow in April 2012





# Support for Region's Public Agencies

Congestion Mitigation Program

Planning & Policy Development

Staffing of the regional

Transportation Options Advisory

Committee

(T.O.A.C.) – a subcommittee of TPC

# Congestion Mitigation

Guiding community education and promotional efforts to increase use of travel options during and after major infrastructure investments



## 2011 Projects:

Highway 99 ODOT Projects  
City of Springfield Gateway Projects



# Planning, Policy Development & Research

Regional Transportation Options Plan  
(RTOP)

Regional Safe Routes to Schools Planning

Bike Parking Facility Plan

Park and Ride Research Studies

# Employer Programs



## Transit:

**Group Bus Pass**

**Commuter Club**

## Rideshare:

**Valley Vanpool**

**DriveLess Connect Ridematching (carpool,  
vanpool, bike buddies)**

## Support:

**Employee Transportation Coordinator**

**Emergency Ride Home**

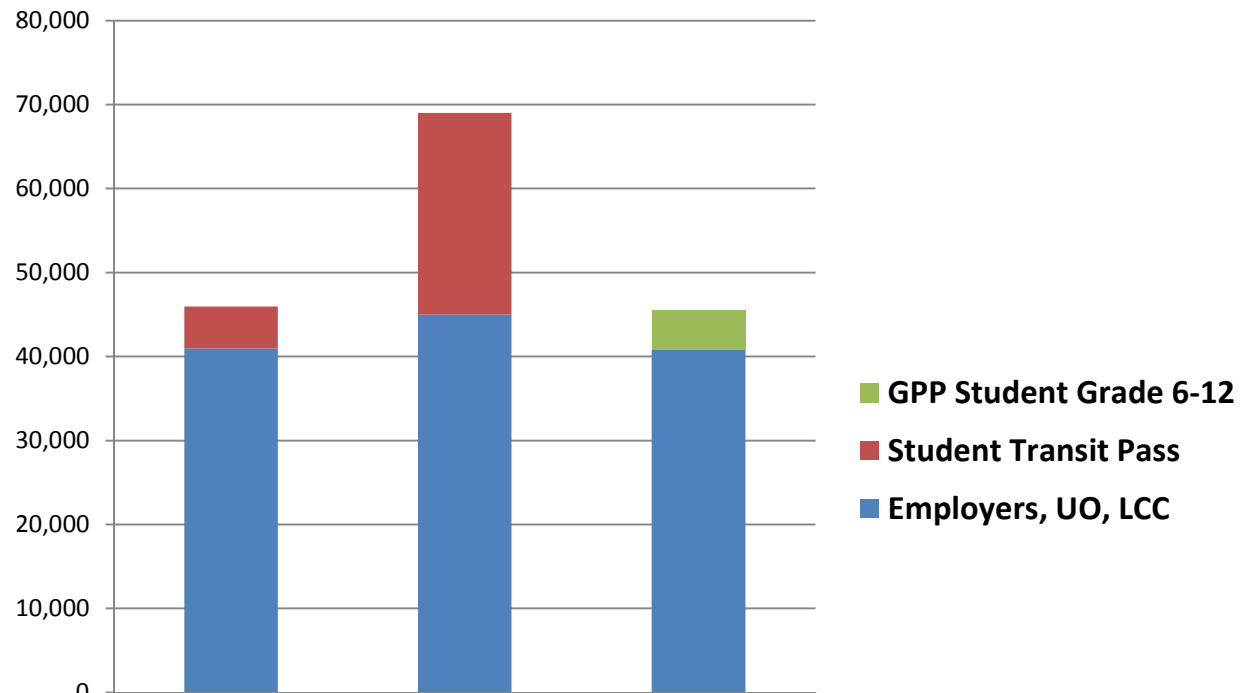
**Information Fairs**

**Business Commute Challenge**

# Group Pass Program Participants



**Student & Employee Group Pass Program**



|                               | FY 04-05      | FY 09-10      | FY 10-11      |
|-------------------------------|---------------|---------------|---------------|
| <b>GPP Student Grade 6-12</b> | <b>0</b>      | <b>0</b>      | <b>4,740</b>  |
| <b>Student Transit Pass</b>   | <b>5,000</b>  | <b>24,000</b> | <b>0</b>      |
| <b>Employers, UO, LCC</b>     | <b>40,960</b> | <b>45,000</b> | <b>40,840</b> |



# Encouraging Healthy Commute Options

Bike to Work

Walk to Work

Transit/Bus to Work



# Employer Emergency Ride Home Program

## 2011 Statistics

582 users from 123 organizations were enrolled in the ERH program

Last year:

- # of trips used – 5
- Total cost - \$126.50
- Average cost per trip - \$25.30



# Park & Ride



25 Park & Ride Lots  
(Dedicated & Shared Use)


Park & Ride Studies Conducted  
at 6 Lots:

## Spring 2011

- Seneca Station
- Willamette Christian Center
- Eugene Faith Center
- Amazon Transit Station

## Fall 2011

- Thurston Transit Station
- River Road Transit Station



# K-12 & Higher Education



## School Solutions

Pool2School

Walk & Bike Events and mapping

LTD Youth Passes sold at high schools

Group Pass Programs for interested 6-12  
schools, serving 4,740 students

## Higher Education

Group Pass Programs with UO and LCC

Transportation options fairs

## Safe Routes to Schools

Programmatic support to 4J & Bethel  
School Districts



## Student Transit Pass 6 – 12<sup>th</sup> Grades

|   | 2005    | 2010        | 2011 GPP       |
|---|---------|-------------|----------------|
| # of schools and/or education programs served | 13      | 122         | * 21           |
| # of pass holders                             | 5,000   | 24,000      | * 4,740        |
| # of weekly boarding's                        | 7500    | 42,200      | TBA – Feb 2012 |
| # of annual boarding's                        | 325,000 | 1.8 Million | TBA – Feb 2012 |

The Student Transit Pass program served all of LTD's service district

# School Solutions

**Walking School Buses**

**School Pool Program**

**May Bike Challenge**

**International Walk &  
Bike To School Day**






# Safe Routes to Schools

- Submitted \$500K grant for 4J/Bethel; funding depends on congress
- Developing a Regional Safe Routes to School Plan
- City of Eugene completed projects at 7 schools funded by a 2009 - \$500K grant
- Serving on Oregon Safe Routes to School Advisory Committee



Questions?



walk.

bike.

bus.

pool.