






	2021-2024 STIP *	S1 ENHANCE	S2 NON-HIGHWAY	S3 SAFETY/ NON-HIGHWAY	S4 FIX-IT	HYBRID 2A NON-HIGHWAY / ENHANCE	HYBRID 2B NON-HIGHWAY / ENHANCE	HYBRID 3A NON-HIGHWAY/ ENHANCE/ SAFETY	HYBRID 3B NON-HIGHWAY/ ENHANCE/ SAFETY
FIX-IT*	\$850	\$719	\$728	\$719	\$972	\$805	\$805	\$579	\$770
ENHANCE	\$24	\$89	\$24	\$50	\$24	\$90	\$70	\$120	\$70
NON-HIGHWAY	\$158	\$214	\$321	\$224	\$77	\$225	\$245	\$294	\$270
SAFETY	\$147	\$199	\$147	\$228	\$147	\$147	\$147	\$228	\$157
CLIMATE CHANGE - GHG MITIGATION	D-		Notable improvement	Modest improvement	Notable decline		Modest improvement	Modest improvement	Modest improvement
CLIMATE CHANGE - ADAPTATION/ RESILIENCE	C-	Notable decline	Notable decline	Notable decline				Notable decline	Modest decline
CONGESTION RELIEF	B-	Modest improvement		Modest improvement		Notable improvement	Modest improvement	Notable improvement	Modest improvement
SOCIAL EQUITY	C-	Modest improvement	Notable improvement	Modest improvement	Notable decline	Modest improvement	Modest improvement	Notable improvement	Modest improvement
MULTIMODAL MOBILITY	D	Modest improvement	Notable improvement	Modest improvement	Notable decline	Modest improvement	Modest improvement	Notable improvement	Modest improvement
SAFETY	B			Modest improvement				Modest improvement	Modest improvement
STATE OF GOOD REPAIR	C	Notable decline	Notable decline	Notable decline				Notable decline	Modest decline

**KEY**

-  Notable improvement
-  Modest improvement

-  Same as baseline (no change)
-  Modest decline

-  Notable decline